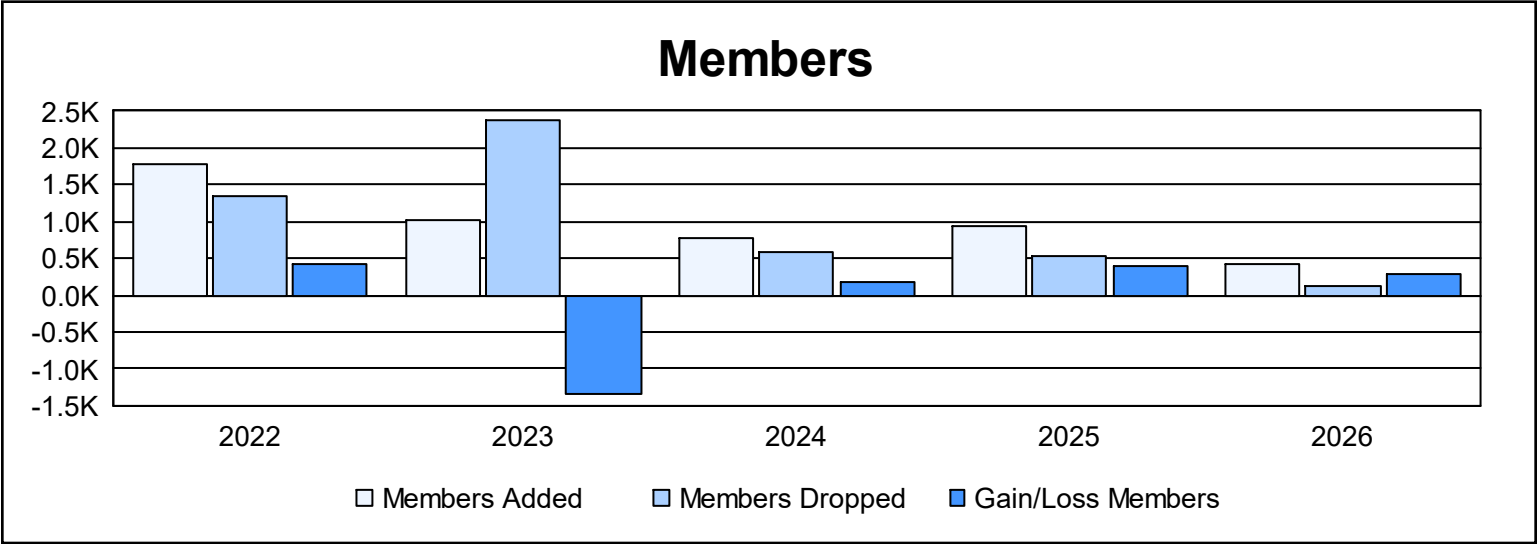
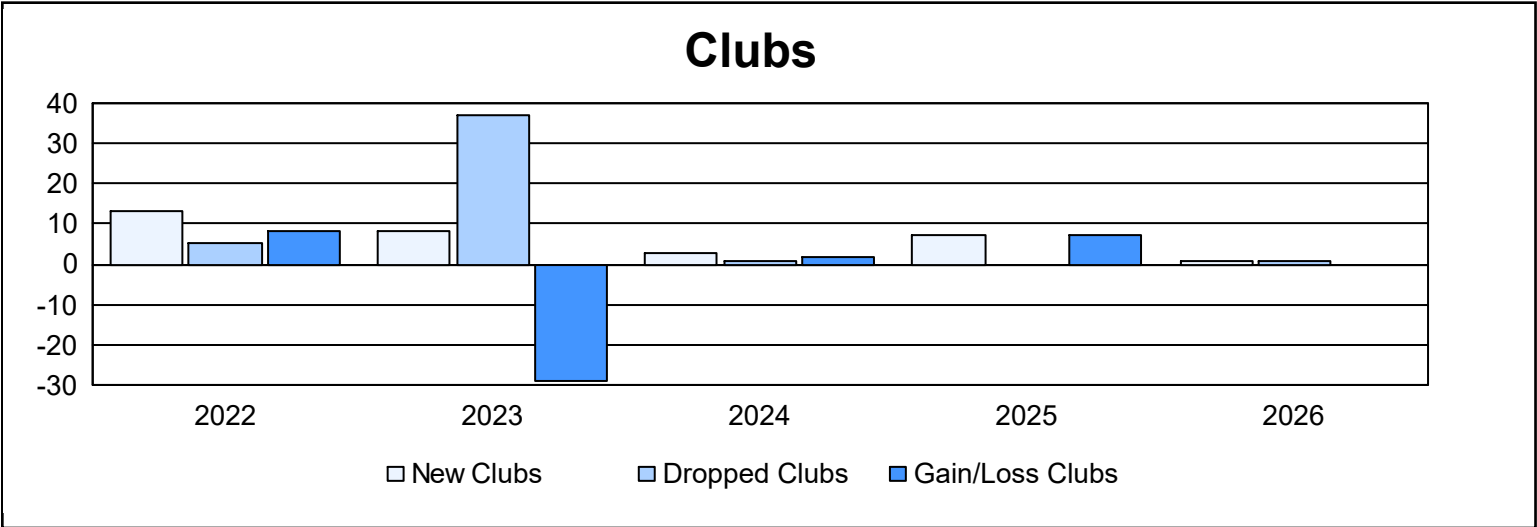
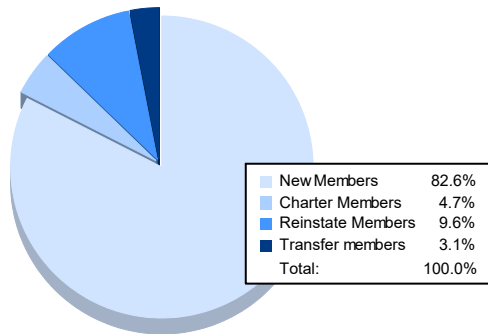


Year	New Clubs	Dropped Clubs	Gain/ Loss Clubs	New Members	Charter Members	Reinstate Members	Transfer Members	Total Member Added	Total Members Dropped	Gain/ Loss Members
2021-2022	13	5	8	986	425	339	23	1,773	1,338	435
2022-2023	8	37	-29	231	314	432	45	1,022	2,365	-1,343
2023-2024	3	1	2	493	121	118	34	766	597	169
2024-2025	7	0	7	561	220	119	29	929	526	403
2025-2026	1	1	0	352	20	41	13	426	133	293
Average	6	9	-2	525	220	210	29	983	992	-9



Membership Composition

December 2025 Cumulative



Gender Composition

December 2025 Cumulative

